

Complete SLEEPrrr™ ADJUSTABLE


THERAPEUTICALLY DESIGNED

Two removable inserts allow you to change the shape and height to suit your comfort and postural needs.

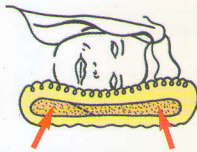
Takes the risk out of your pillow being too high, too low, too hard or too soft. It's all so simple. One size suits all!

You also have the option of taking out the surface 'noodles' for an even softer feel.

CompleteSleeprrr™ is also specially treated to inhibit the presence of allergens.



CompleteSleeprrr™ – totally adjustable:




CompleteSleeprrr™ with both inserts intact, designed for average and above-average frame persons and ideal for side-sleepers. Pillow features a high and low side, so use which suits you best.

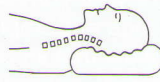


To delete insert (or sections of it) simply peel back underside and close flap again.


Store inserts for possible later re-insertion if you require to re-adjust or re-plump the pillow.



Correct alignment for side sleepers.



Encourages the natural curvature of the spine.



For those with longer necks, simply leave in one insert under the neck on the high side and remove the other or turn the pillow around and try the same procedure with insert under the low side.



With both inserts out, CompleteSleeprrr™ is now ideal for back sleepers, smaller-framed adults and children from 7 years and upwards.

TWO VERSIONS

CompleteSleeprrr is available in either Memory™ or Traditional foam. This clinic carries the version/s which we feel best suit our patients' needs. Memory™ foam ('feeling is believing') offers a pliable pressure-diffusing 'feel', while premium-grade Traditional foam is of medium density providing all-round support.